


33 Mudroom Ideas Interior Designers Stand By

Avoid a drop zone in your entryway with a designated space for outerwear, shoe storage, and backpacks

By Sarah Lyon

February 17, 2023



Mudroom design for wall walks of life. Photo: Margaret Kaji for Trim Tech Designs

Even though people often stash outerwear and gear on a hall tree near the living room or in the entryway, brainstorming mudroom ideas that focus on creating a designated space for essentials—including backpacks, sports equipment, and more—is certainly worthwhile. “Having a space for organization, to start or end your day, is invaluable,” says Laura Britt of [Britt Design Group](#) in Austin. The mudroom may be the hardest-working part of the house, as it tackles dirty shoes, snow-covered coats, and dripping umbrellas, so that the rest of the home can remain pristine. That’s why this less-formal entrance and high-traffic area needs plenty of shoe storage, accessories for organization, and durable materials that can withstand the elements that get tracked in by guests, kids, and pets.

Read on to learn why mudroom design is important, even if it is just a transitional space with wall hooks.

Does a mudroom add value to your home?

Incorporating a mudroom into your home is an excellent way to add value to your space. “Most homebuyers are seeking solutions already in place so that they can visualize easy living there as well,” Britt says. “Solving for common day-to-day needs is a wise investment.”

If your home doesn't already include a mudroom and you wish to add one, keep in mind this insight from Cleveland-based [Noelle Pangle](#), realtor with [Howard Hanna](#). “Before investing in a costly addition, consider how long you intend to live in the home,” she advises. “Ask your local realtor to run recent comparable home sales to ensure you don't over invest in a project you won't see a return on.” Pangle advises her own clients not to spend more than \$15,000 on cosmetic improvements if they plan to live in a home for three years or less.

Even if you don't go full-on renovation, a mudroom or entryway is an area where you can showcase your personality, and that can bring intangible value to your home. Optimize the space that you do have. “If your home is set up in a way that doesn't allow for a mudroom, you can always maximize a corner or back hallway with board and batten and playful wall hooks,” Pangle continues. “Anthropologie has a great assortment of [eclectic hardware](#).”

How to decorate your mudroom?

Do not be afraid to decorate your mudroom to reflect your personal aesthetic. “A little personality and style—whether it's modern, transitional, or traditional detailing—makes it functional, interesting, and comfortable for your personal needs,” Britt says. “Add a great [punch of color](#) or art: There's nothing like a beautiful piece of art to welcome you back home.” Consider displaying images of soothing nature scenes that will fit the space perfectly, given that it serves as a bridge between indoors and out. The mudroom is also an excellent place in which to display family photos. If you're stumped for mudroom ideas, consider how you approach decorating as a whole and bring in other room ideas to this space.

What should a mudroom include?

A mudroom should be both functional and stylish. As Los Angeles-based Christine Vroom, of [Christine Vroom Interiors](#), notes: “A good mudroom should be able to organize anything thrown its way as soon as you walk in the door. A great mudroom still looks stylish amidst the chaos!” Mudrooms for busy families often include various forms of storage, such as cubbies, a coat closet, storage benches, and other tools for housing outerwear, sports equipment, and the like. “Hidden storage is underestimated when it comes to maximizing space,” says Hayley English, of [Hayley English Interiors](#) in Pasadena, California. “Think a laundry basket behind a faux drawer, pocket doors, etcetera.” Whether a mudroom includes additional features in order to double as a laundry room or home office is up to you. “Determine the three most important uses for the space and let those drive floor plan and storage decisions,” English suggests. Britt shares some additional mudroom ideas. “Ideally, a bench or place to sit and put on shoes should always be included,” the designer says. “A large sink with prep space is great for creating floral arrangements, cleaning arts and crafts projects, or dirty shoes.” Mudrooms get dirty, so invest in a [washable rug](#), Pangle adds.

Below are 33 mudroom ideas from interior designers that will have you feeling inspired and ready to transform your home to maximize mudroom storage potential.



Photo: Kirsten Francis

Go bold with blue

Jennifer Hunter, of [Jennifer Hunter Design](#) in New York City, went bold when working on this city apartment mudroom, coating the walls with [Benjamin Moore Dark Harbor](#) (CSP-720). "I wanted to make a statement in the entry and loved this color, as it has a lot of dimension and depth to it," she says of the hue. Chicken wire cabinet fronts allow for openness, and circular hardware adds a playful touch, the designer explains.




Photo: Gieves Anderson

Optimize utility

New York City designer [David Frazier](#) designed this mudroom for a "ski-in ski-out home," installing a bench for putting on ski gear, complete with boot dryers underneath. Picture lights and a pendant from [Urban Electric](#) brighten up the space, which boasts oak cabinetry.



Photo: Stephen Karlisch

Bring in whimsy

Sarah Eilers, of [Lucas Eilers Design Associates](#) in Houston, painted the walls of this mudroom in [Sherwin Williams Stolen Kiss](#) (SW7586) and then created an accent wall using hot air balloon themed wallpaper from [Cole & Son](#). "Incorporating a whimsical touch into a utility room is a fun way to add character and elevate the overall experience," Eilers says. "Adding a playful nature to a room invites you to bask in its charm, making your time spent there more enjoyable."



Photo: Sean Litchfield

Lean into millwork

Millwork and cubbies, painted in [Benjamin Moore Midnight Blue](#) (1638), enhance this mudroom by New York City-based [Becky Shea](#), of [Becky Shea Design](#). "I wanted something that was warm and rich that paired back to other elements in the home," the designer says. The walls are coated in [Benjamin Moore Light Pewter](#) (1464). The [walnut coat hooks](#) from [Etay](#) complement the walnut bench stain.



Photo: Greg Premru

Create cubbies

Winchester, Massachusetts, designer [Kristen Rivoli](#) revamped a back hallway so that the space would better suit each family member thanks to cubbies—which now house sports gear, school backpacks, and grocery bags. Rivoli jazzed up the space with [Benjamin Moore Avalon](#) (CC-756). The color for the built-ins is the same as in the kitchen, since the two spaces are adjacent. “I wanted it to feel like an extension of that room and not a forgotten space,” she says.



Photo: Stoffer Photography Interiors

Back it up with shiplap

Amy Storm—of [Amy Storm & Company](#) in Glen Ellyn, Illinois—designed this mudroom for a busy couple who is “always on the go.” Storm prioritized ultra durability when selecting materials for the space, like the shiplap backing for the built-ins. “This mudroom can take a beating and still look beautiful,” she says. “Durable white oak, with a natural stain, was used for the base shoe drawer cabinets and bench seat, assuming they would take some abuse.” She added brass hardware pulls and coat hooks, a nod to the hardware in the nearby kitchen.



Photo: Grey Crawford

7/23

Think local

Located in a Lake Tahoe vacation home, this mudroom by Los Angeles-based [Jeff Andrews](#), of [Jeff Andrews Design](#), features custom built-in cubbies made from reclaimed barn siding sourced in Northern California’s Marin County. The custom bench in the center is also made from reclaimed wood.



Photo: Lisa Romero

8/23

Choose cheery paint

Despite being very vibrant, this Napa, California, mudroom actually doesn’t contain any windows. “It was quite dark, so I painted it this cheery yellow in high gloss, calling to mind the yellows of southern France,” explains designer [Benjamin Dhong](#), of [Benjamin Dhong Interiors](#) in the San Francisco Bay area. He also added [antiqued mirrors](#) to the doors to reflect the light from the vineyards.




Photo: Thomas Kuoh

9/23

Try geometric patterns

This mudroom by [Emilie Munroe](#), of [Studio Munroe](#) in San Francisco, features a fun geometric floor tile. “The statement floor pattern elevates a utilitarian space by providing unexpected and elegant visual interest,” [Munroe](#) explains. This mudroom design keeps functionality top of mind. “The integrated upholstered bench provides a cozy spot for shoe removal, and the multiple banks of covered storage allow coats, shoes, and home supplies to be close at hand without becoming clutter,” [Munroe](#) notes.




Photo: Gina Rogers

10/33

Maximize storage options

Cabinets galore allow for maximum mudroom storage in this space designed by Susan Yeley, of [Susan Yeley Homes](#). "A high contrast but neutral space, this mudroom was designed to conceal the messes of everyday life and then some," the designer explains. "This mudroom also aids in entertaining, serving as a prep zone for caterers."



Photo: Tim Lenz

Embrace history

Located in a town house, this mudroom honors the homeowner's European roots due to its "fresh palette, natural wood elements, and a heavy dose of vintage and antiques," says Joan Enger, of [J. Patryce Design & Company](#) in Hoboken, New Jersey. Given that the town house is over 100 years old, Enger wanted to preserve its original details when possible, while ensuring the space could accommodate modern life. "The original garden level entry did not include a functional landing spot for coats and shoes, so I decided to tuck in something tasteful and well designed for a clutter-free entry," she explains.



Photo: Pär Bengtsson

Embrace green paint color

This Texas ranch mudroom is equipped with [plenty of storage](#) options for boots, umbrellas, and other gear. Erin Sander, of [Erin Sander Design](#) in Dallas, filled the space with custom cabinetry in Benjamin Moore Galapagos Green (475).



Photo: Jane Belles

13/33

Customize for each family member

Designed for a busy family of five, this mudroom space by Kristina Phillips—of [Kristina Phillips Interior Design](#) in Ridgewood, New Jersey—includes cubbies for each little family member. Phillips styled a combo of vintage and contemporary pieces in the space, placing a Gustavian bench passed down from her client's grandmother alongside an eye-catching artichoke chandelier.



Photo: Brian Binder

Layer rugs

Pattern mixing is the name of the game in this mudroom by Maggie Griffin, of [Maggie Griffin Design](#) in Gainesville, Georgia. [Schumacher wallpaper](#) and pillows pair with a pink rug by [Looms and Lighting](#), which is layered on top of a simple jute.




Photo: Chad Mellon

Seek storage solutions

This entryway mudroom by Jen Samson—of [Jen Samson Design](#) in Laguna Beach, California—doubles as a drop zone for an active family with three sons. It's full of storage solutions, which include a built-in bench that has a hidden shelf underneath for shoes, as well as vintage baskets that house backpacks, toys, and more.



Photo: Scott Frances

15/33

Design for double duty

In the mudroom in this home in upstate New York, designers Stephen Sills and James Huniford incorporated large American school lights, French pottery and country tables, stone flooring, and an 18th-century American silo cap made of paper. This mudroom serves double duty—a zinc sink is the perfect spot for one of the homeowners to cut flowers from the garden.




Photo: Thomas Knuth

17/33

Keep it classic

Rooted in neutrals, this Danville, California, mudroom "maintains the original charm of the family's long time home, while offering the clients an updated design to support their changing lifestyle," explains designer [Kriste Michellini](#). The mudroom design involved "keeping the home classic yet fresh."




Photo: Ingalls Photography

18/23

Add depth

This neutral mudroom by [Blackberry Farm Design](#)—based in Walland, Tennessee—features custom colored light fixtures by [Urban Electric](#) and a steel-lined umbrella bin which comes in handy on rainy days. An antique dough bowl adds personality to the marble countertop. Think of it as a functional mudroom at its best—there's not a hall tree in sight.



Photo: Stacy Zarin Goldberg

Optimize organization ideas

Formerly a home office, this space is now a functional mudroom and accommodates [plenty of organization ideas](#) with clever storage solutions. Allie Mann—of [Case Architects & Remodelers](#) in the Washington, DC, area—papered the ceiling in a navy pattern from [York Wallcoverings](#) and installed semi-custom cabinetry in a light grey finish with chocolate-stained bench tops.



Photo: Amy Bartlam

19/33

Design with work in mind

A desk in the mudroom? Why not! This Los Angeles mudroom by Jenn Feldman, of [Jenn Feldman Designs](#), features a work station, a shoe closet, and several drop zones for bags and backpacks. Benjamin Moore white graces the walls, and [Schumacher fabric](#) shines on the bench.



Photo: Robert Radtler

See to small spaces

Even small spaces can pack a punch with clever interior design additions. Nadia Subaran and Kelly Emerson—of [Aidan Design](#) in Silver Spring, Maryland—installed cabinets, a refrigerator for wine, and implemented clever organization ideas, including a message center with slots for mail and file drawers.




Photo: Noah Webb

Work in styled hardware

Believe it or not, this entryway mudroom space by Lucie Ayres, of [22 Interiors](#) in Los Angeles, was formerly an outdoor patio. Ayres painted the interior door [Benjamin Moore Buckland Blue](#) (AC-151), and custom walnut cabinetry with [Rejuvenation pulls](#) warms up the space that showcases beautiful decor ideas, like colorful artwork and bench cushions.



Photo: Keyana Bowen

Consider open shelving

Open shelving adds character to the functional mudroom that doubles as a laundry room. Located in Rehoboth Beach, Delaware, where designer Jess Weeth (of [Weeth Home](#)) is based, the mudroom is enhanced with cabinetry from [Unique Kitchens & Baths](#) and plays into the nautical theme with lighting and other decor.



Photo: Stacy Zarin Goldberg

Wow with wallpaper

Peppy [Jane Churchill](#) wallpaper adds pizzazz to this [pet-friendly mudroom](#) by Washington, DC-based Annie Elliott, of [Annie Elliott Design](#). "There's no reason a mudroom can't be fun as well as utilitarian," the designer says. "The wow factor is important! If this is the first room your family sees when they enter the house, it should make them happy to be home."



Photo: Vivian Johnson

Transform existing spaces

This mudroom had a prior life as a sunroom, notes Caitlin Jones Ghajar, of [Caitlin Jones Design](#) in San Rafael, California. Now it easily accommodates the homeowners' daughters' sports equipment and gear. "It was important that everything be hidden, so I created oversized lockers built out of the casework, with inset brass panels to provide a chic enclosure that was also super functional, allowing for proper ventilation of all their gear," Ghajar explains.



Photo: Angela Newton Roy

26/33

Plan for messes

This mudroom-laundry room combo also [features a cat door](#) and litter box, cubbies, and tons of storage space. "We are seeing an increase in the popularity of mud and laundry room combinations," says architect Tom Reineberg at [InSite Builders & Remodeling](#) in Bethesda, Maryland, who designed the space. "When children come home from sporting events, muddy sneakers aren't tracked through the house, dirty clothes can be tossed in the washer, and sporting equipment and backpacks are neatly stored in cubbies."



Photo: Tim Williams

Charm guests

Liz Caan, of [Liz Caan & Co](#) in Newton, Massachusetts, worked with architect Tom Catalano to design this mudroom, which is painted in [Benjamin Moore White Dove](#) (OC-17) and features painted millwork, a storage bench, and vintage French picnic baskets as decor. "Simple but charming, this mudroom is well-appointed and functional," Caan says. "Sometimes less is more."



Photo: Stacy Zarin Goldberg

Look to the ceiling

Jim Rill—of [Bill Architects](#) in Bethesda, Maryland—brought natural materials into this Maryland mudroom, installing stained fir wood on the ceiling along with flagstone flooring. [Farrow & Ball Down Pipe](#) adds a moody touch to the cabinetry.



Photo: Thurston Saylor

29/33

Dream up details

This mudroom—designed by [Purple Cherry Architects](#) based in Annapolis, Maryland, and belonging to [David Williams](#)—doubles as a hunt room and potting room. The space is full of clever design ideas, including textured details such as shiplap and subway tile, a vintage pine table, and blue industrial lighting.



Photo: Genevieve Garruppo

Gut small spaces

New York City designer [Christopher Peacock](#) gutted what was formerly a large kitchen into a storage-filled mudroom. "The clients wanted it to be a handsome space, so we went for a classic English country look," Peacock says, citing the deep green cabinetry, marble countertops, and oak floors.



Photo: Miguel Flores-Villanu

Welcome with cottagecore

At interior designer Matthew White and Thomas Schumacher's home in Columbia County, New York, White painted a freehand pattern on the walls of the mudroom in the guest cottage. The space features plenty of unobtrusive storage, such as a [cushioned storage bench](#) with large drawers underneath and a small open shelf that makes this transitional space a lovely welcome home.



Photo: Laurel Estelle

Bring in charm

Sara Swabb, of [Storie Collective](#), worked with [Unique Kitchens and Baths](#) to create a hybrid mudroom space and breakfast nook in a Washington, DC, rowhouse, which is also where her firm is based. The room now features floor-to-ceiling cabinetry alongside a bistro table and chairs. "Our task was to ensure this breakfast room and mudroom felt clean and airy given the open concept layout of the home," Swabb says. With something so pretty, you won't be tempted to drop scarves and other outerwear accessories as you walk into this darling space.



Photo: Peter Aaron/Esto

32/33

Play with it

Miles Redd designed this [Connecticut home](#) for a young family, and it includes more than just storage solutions. The mudroom also features kid-friendly touches, such as a diminutive bench and a play space.